

## LEGISLATIVE REPORT

**SUBJECT:** Mandatory Expulsion Policy for Possession of a Firearm  
SY 2008-2009

**REFERENCE:** Section 302A-1134, HRS

**ACTION REQUESTED:** Annual report on number of students excluded, types of firearms found in their possession and the schools from which they were excluded.

### DOE REPORT:

#### Introduction:

With the revision of Chapter 19, Hawaii Administrative Rules, in May 1997, the definition of "firearm" was expanded beyond the federal and state laws to include air guns (which include BB guns or pistols, pellet guns, and CO2 or paint guns).

### FINDINGS:

School Year 2008-2009 Summary Statistics:

During school year 2008-2009 there were

Total number of firearms incidents	24
Total number of schools involved	21
Total number of individual students involved	30
Total number of complexes involved	17

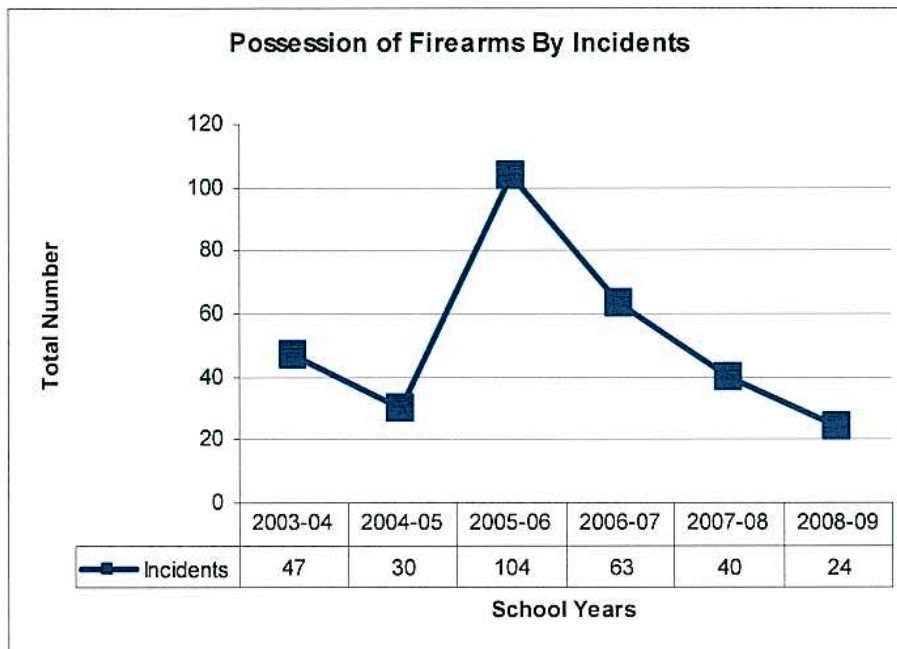
Types of Firearms

Total number handguns	1
Total number of rifles	1
Total number of air guns	22
Total number of explosives	0
Total number of starter guns	0

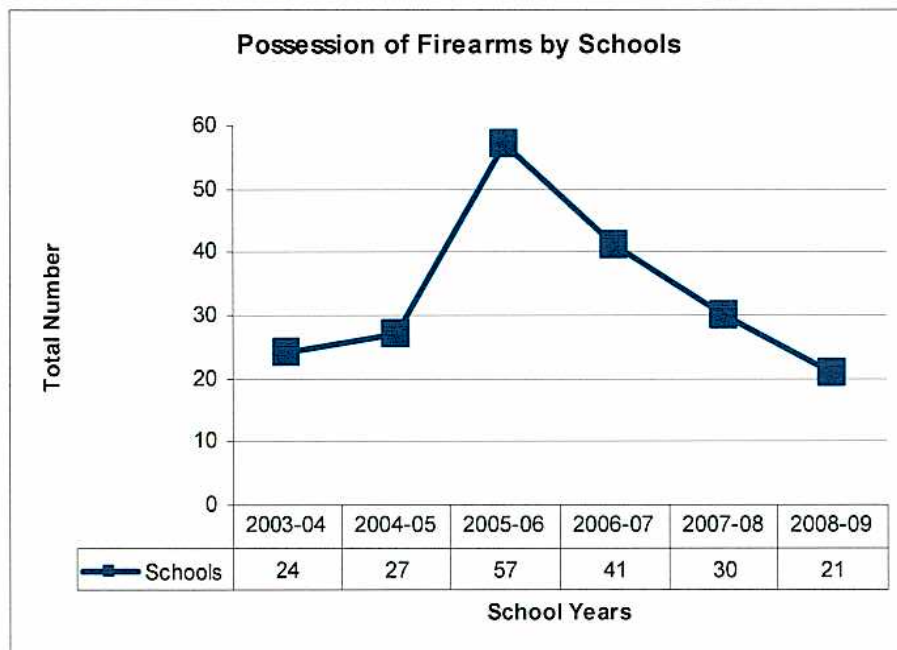
Attached is a listing of the firearm incidents by individual schools.

## School Year 2008-2009 Observed Trends:

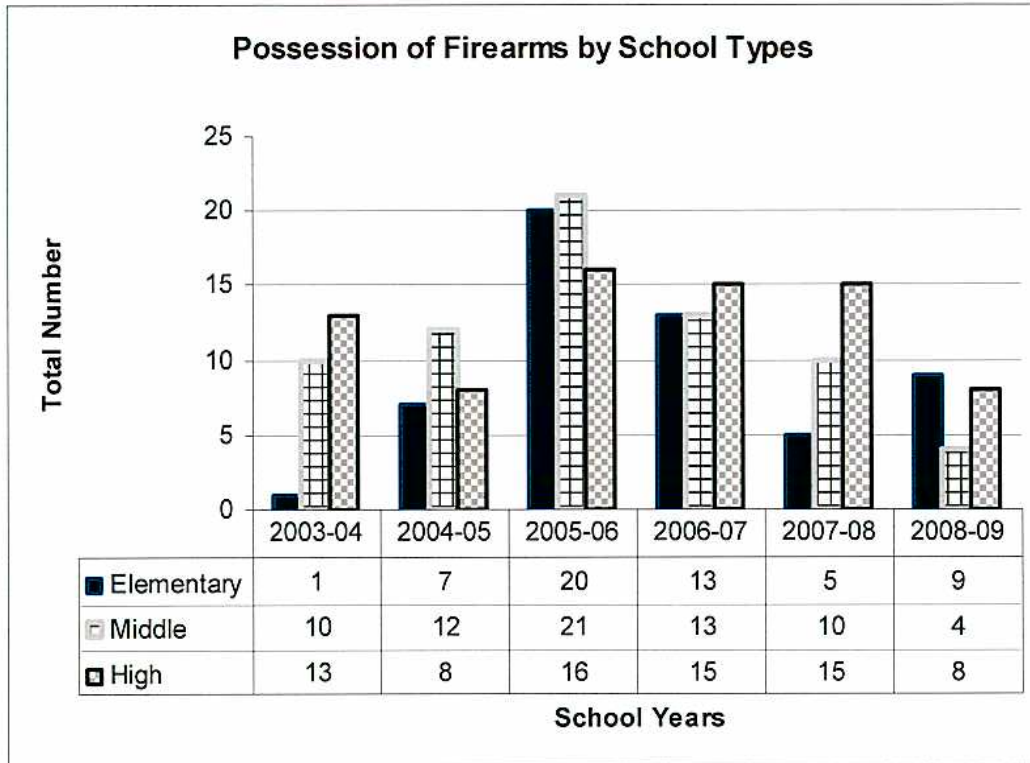
### By Total Number of Incidents



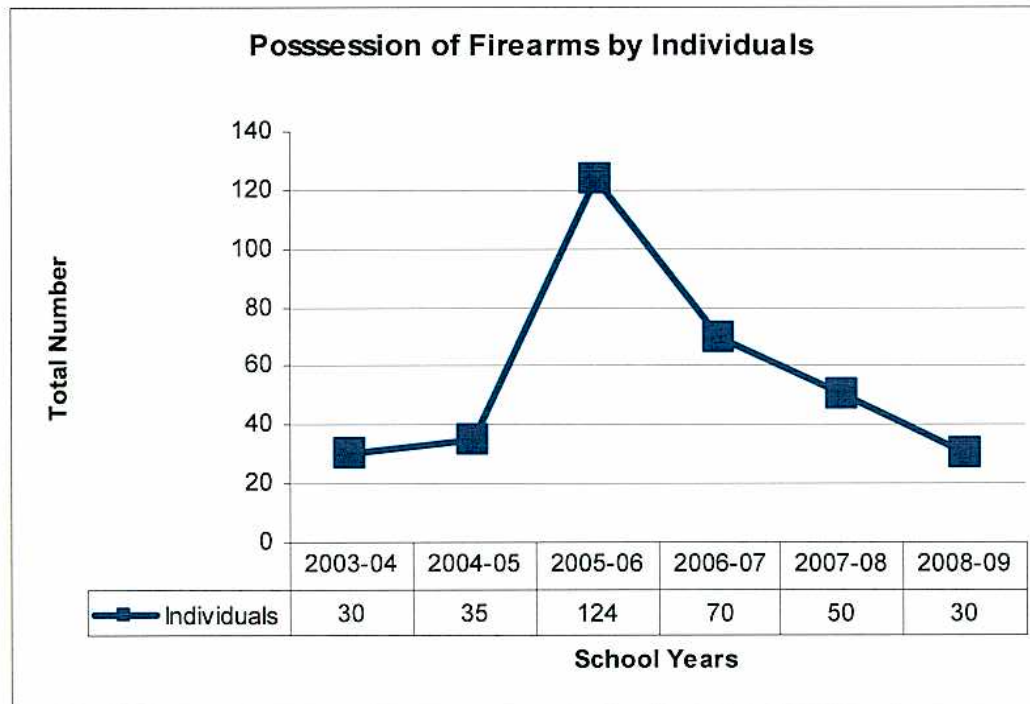
### By Total Number of Schools



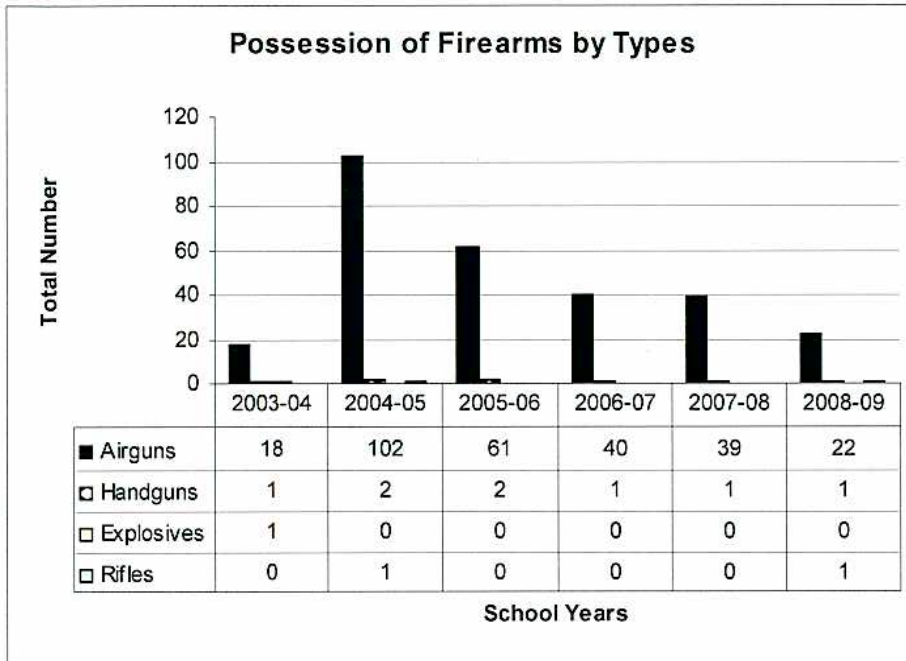
By Total Number of School Types



By Total Number of Individuals



By Total Number of Firearm Types



School Year 2008-2009 Summary of Data:

Based on school year 2008-09 firearms data, there continues to be a consistent downward trend in the total number of incidents, schools, and individuals since school year 2005-2006 to the present. School year 2005-2006 was the first year the “Be Cool! Don’t Be A Fool In School!” campaign was initiated to remind students, families, and the community about the provisions of the Hawaii Gun-Free Schools Act.

Comparisons between school years 2007-2008 and 2008-2009 indicate the following decrease in total numbers of:

- a. firearm incidents by 40%,
- b. schools involved by 30%, and
- c. individuals involved by 40%.

Air guns continue to constitute the majority of all firearm incidents (97%).

**RECOMMENDATIONS:**

To continue to ensure the safety and well-being of all students, school campuses, and school communities, it is being recommended that:

1. Complex Area Superintendents continue to acknowledge, reinforce, and monitor schools for implementing proactive discipline practices for school wide, classroom, non-classroom, and individual student and systems to prevent violence escalation.

2. School administrators with their school discipline cadres are to:
  - a. routinely examine, analyze, and address their schoolwide discipline data to target identified problem areas.
  - b. actively implement proactive schoolwide discipline action plans.
  - c. provide monthly feedback to faculty and staff on discipline trends.
  - d. partner with families and school community councils to dialogue and problem-solve ways to maintain safe and violent-free communities.
  - e. disseminate annual reminders to families about Hawaii's definition and consequence of "firearms violations" which includes air guns, paintball, pellet, and BB guns through the "Be Cool! Don't Be A Fool In School!" flyers and posters.
3. Continue to distribute "Be Cool! Don't Be A Fool In School!" flyers and posters to local dealers of air guns to help provide awareness to students and their families of the Department's consequence for bringing such firearms to school.

### Honolulu 2008-2009

Complex	School	No. of Incidents	No. of Different Individuals	Handguns	Rifles	Starter Guns	Shotguns	Air guns	Crossbows	Firearm Mufflers	Explosives	Other Firearms
Farrington	Farrington High	3	3	0	0	0	0	3	0	0	0	0
Kaimuki	Jarrett Middle	1	4	0	0	0	0	1	0	0	0	0
Kaimuki	Washington Middle	1	1	0	0	0	0	1	0	0	0	0
<b>Totals: 2</b>	<b>3</b>	<b>5</b>	<b>8</b>	<b>0</b>	<b>0</b>	<b>0</b>	<b>0</b>	<b>5</b>	<b>0</b>	<b>0</b>	<b>0</b>	<b>0</b>

### Central District 2008-2009

Complex	School	No. of Incidents	No. of Different Individuals	Handguns	Rifles	Starter Guns	Shotguns	Air guns	Crossbows	Firearm Mufflers	Explosives	Other Firearms
Aiea	Aiea Elementary	1	1	0	0	0	0	1	0	0	0	0
Aiea	Scott Elementary	2	3	0	0	0	0	2	0	0	0	0
Leilehua	Kaala Elementary	1	1	0	0	0	0	1	0	0	0	0
Mililani	Mililani-Waena	1	3	0	0	0	0	1	0	0	0	0
Moanalua	Moanalua High	1	1	0	0	0	0	1	0	0	0	0
Radford	Mokulele Elementary	1	1	0	0	0	0	1	0	0	0	0
Radford	Radford High	1	1	0	0	0	0	1	0	0	0	0
<b>Totals: 5</b>	<b>7</b>	<b>8</b>	<b>11</b>	<b>0</b>	<b>0</b>	<b>0</b>	<b>0</b>	<b>8</b>	<b>0</b>	<b>0</b>	<b>0</b>	<b>0</b>

### Leeward District 2008-2009

Complex	School	No. of Incidents	No. of Different Individuals	Handguns	Rifles	Starter Guns	Shotguns	Air guns	Crossbows	Firearm Mufflers	Explosives	Other Firearms
Kapolei	Kapolei High	1	1	1	0	0	0	0	0	0	0	0
Nanakuli	Nanakuli High	1	1	0	1	0	0	0	0	0	0	0
Waipahu	Honowai Elementary	1	1	0	0	0	0	1	0	0	0	0
Waipahu	Waipahu Elementary	1	1	0	0	0	0	1	0	0	0	0
<b>3</b>	<b>4</b>	<b>4</b>	<b>4</b>	<b>1</b>	<b>1</b>	<b>0</b>	<b>0</b>	<b>2</b>	<b>0</b>	<b>0</b>	<b>0</b>	<b>0</b>

### Windward District 2008-2009

Complex	School	No. of Incidents	No. of Different Individuals	Handguns	Rifles	Starter Guns	Shotguns	Air guns	Crossbows	Firearm Mufflers	Explosives	Other Firearms
Castle	Castle High	1	1	0	0	0	0	1	0	0	0	0
<b>1</b>	<b>1</b>	<b>1</b>	<b>1</b>	<b>0</b>	<b>0</b>	<b>0</b>	<b>0</b>	<b>1</b>	<b>0</b>	<b>0</b>	<b>0</b>	<b>0</b>

### Hawaii District 2008-2009

Complex	School	No. of Incidents	No. of Different Individuals	Handguns	Rifles	Starter Guns	Shotguns	Air guns	Crossbows	Firearm Mufflers	Explosives	Other Firearms
Kealakehe	Kealakehe Elementary	1	1	0	0	0	0	1	0	0	0	0
Konawaena	Konawaena Middle	1	1	0	0	0	0	1	0	0	0	0
<b>2</b>	<b>2</b>	<b>2</b>	<b>2</b>	<b>0</b>	<b>0</b>	<b>0</b>	<b>0</b>	<b>2</b>	<b>0</b>	<b>0</b>	<b>0</b>	<b>0</b>

### Maui District 2008-2009

Complex	School	No. of Incidents	No. of Different Individuals	Handguns	Rifles	Starter Guns	Shotguns	Air guns	Crossbows	Firearm Mufflers	Explosives	Other Firearms
Kekaulike	Kalama Intermediate	1	1	0	0	0	0	1	0	0	0	0
Lahaina	Lahainaluna	1	1	0	0	0	0	1	0	0	0	0
<b>2</b>	<b>2</b>	<b>2</b>	<b>2</b>	<b>0</b>	<b>0</b>	<b>0</b>	<b>0</b>	<b>2</b>	<b>0</b>	<b>0</b>	<b>0</b>	<b>0</b>

### Kauai District 2008-2009

Complex	School	No. of Incidents	No. of Different Individuals	Handguns	Rifles	Starter Guns	Shotguns	Air guns	Crossbows	Firearm Mufflers	Explosives	Other Firearms
Kapaa	Kapaa Elementary	1	1	0	0	0	0	1	0	0	0	0
Kauai	Kauai High	1	1	0	0	0	0	1	0	0	0	0
<b>2</b>	<b>2</b>	<b>2</b>	<b>2</b>	<b>0</b>	<b>0</b>	<b>0</b>	<b>0</b>	<b>2</b>	<b>0</b>	<b>0</b>	<b>0</b>	<b>0</b>

### Statewide Totals 2008-2009

No. of Complexes	School	No. of Incidents	No. of Different Individuals	Handguns	Rifles	Starter Guns	Shotguns	Air guns	Crossbows	Firearm Mufflers	Explosives	Other Firearms
<b>17</b>	<b>21</b>	<b>24</b>	<b>30</b>	<b>1</b>	<b>1</b>	<b>0</b>	<b>0</b>	<b>22</b>	<b>0</b>	<b>0</b>	<b>0</b>	<b>0</b>